



Industrial: Adapters



Pipe Fittings

*Forgings & Extrusions
Dryseal Threads
SAE Standards*



Metric Adapters

*Forgings & Extrusions
Economical
Reusable*



ISO Port Adapters

*Meets SAE 2244-3 Requirements
Meets ISO 6149-3 Requirements
Viton O-rings Standard*

































Garden Hose Fittings

*Heavy Duty Construction
Use with Hose Clamp
Coupler option*



Male Pipe to Male Pipe	215PN Close Nipple  p. J6	215PNL Long Nipple  p. J6	216P Hex Nipple  p. J6	1204P Male Elbow  p. J8	Male Pipe to Female Pipe	209P Bushing  p. J5
	222P Adapter  p. J7	1202P-2202P Street Elbow  p. J7	2224P Male Branch tee  p. J8	2225P Street Tee  p. J8		2214P 45° Street Elbow  p. J8
FG43 Adapter - Male BSPT  p. J11	MMS443 Branch Tee  p. J12	MRO434 Run Tee  p. J12	PTR34 Reducer  p. J12	Male NPT to Male BSPT	F3HF Hex Nipple - NPTF/BSPT  p. J10	
Male NPT to Female BSPP	FHG4 Female - BSPP  p. J11	Male BSPT to Female NPT	F3HG Adapter - Male BSPT  p. J10		Male BSPT	FF33 Hex Nipple - BSPT  p. J10
	Male BSPP		FF44 Hex Nipple - BSPP  p. J11	Tube to Metric Straight Thread		68NTA-X-MIX Male Connector  p. J14
208P Reducer Coupling  p. J5		212P Union  p. J5	1200P-2200P Union Elbow  p. J7		1203P-2203P Union Tee  p. J7	2200PDE Drop-Ear Elbow  p. J8
Female BSPP	DD44 Elbow  p. J10	GG44 Coupling BSPP  p. J11	KMM004 Cross - BSPP  p. J12	MMO444 Tee - BSPP  p. J12	WGG44 Bulkhead union  p. J12	
	Flare to Metric Straight Thread	48F-X-MIX Male Connector  p. J14	149F-X-MIX Male Elbow  p. J14	159F-X-MIX 45° Male Elbow  p. J14	Flare to Female Garden Hose	50GHSV Swivel Connector  p. J16

J

<p>Female Pipe to Metric Straight Thread</p>	<p>222P-X-MIX Adapter  p. J11, J14</p>	<p>Hose to Metric Straight Thread</p>	<p>68HB-X-MIX Male Connector  p. J14</p>	<p>169HB-X-MIX Male Elbow  p. J14</p>	<p>179HB-X-MIX 45° Male Elbow  p. J14</p>	
<p>Male Pipe to Male Garden Hose</p>	<p>69GH-70GH-71GH Male Pipe  p. J16</p>	<p>Garden Hose to Garden Hose</p>	<p>75GH Connector  p. J16</p>	<p>Garden Hose to Female Pipe</p>	<p>79GH-80GH-81GH Female Pipe  p. J16</p>	
<p>Female Garden Hose to Male Pipe</p>	<p>82GH-83GH Female Hose  p. J16</p>	<p>88GH Swivel Connector  p. J16</p>	<p>Female Garden Hose to Female Pipe</p>	<p>98GH-99GH Hose to Pipe  p. J17</p>	<p>98GHSV-99GHSV Swivel Connector  p. J17</p>	
<p>Female Garden Hose</p>	<p>101GHSV Swivel Nut Connector  p. J17</p>	<p>Barb to Male Garden Hose</p>	<p>54GH-55GH Hose Barb  p. J16</p>	<p>Barb to Female Garden Hose</p>	<p>90GH Swivel Connector  p. J16</p>	
<p>Adapter</p>	<p>84GH Filter Adapter  p. J16</p>	<p>Auxiliary Component</p>	<p>210P Lock Nut  p. J5</p>	<p>211P Square Head Plug  p. J5</p>	<p>213P Cap  p. J6</p>	<p>218P Hex Head Plug  p. J6</p>
<p>219P Countersunk Plug  p. J6</p>	<p>220P Slotted Head Plug  p. J7</p>	<p>HHP3 Plug - BSPT  p. J11</p>	<p>HP3 Plug - BSPT  p. J12</p>	<p>112 Copper Ring  p. J12</p>	<p>94GH Hose Nut  p. J16</p>	<p>95GH Hose Nut Reducer  p. J17</p>
<p>96GH Hose Cap  p. J17</p>	<p>901GH Washer  p. J17</p>	<p>1163-60-BPD Coupler  p. J17</p>	<p>1163-61-BPD Nipple  p. J17</p>			





Pipe Fittings

MATERIALS OF CONSTRUCTION	
FITTINGS:	CA345, CA360, CA377

NOMENCLATURE	
EXAMPLE: 2214P-2-2	ATTRIBUTE:
2	EXTRUSION
1 (NOT SHOWN)	FORGING
214	45° STREET ELBOW
P	PIPE
2	1/8" PIPE THREAD
2	1/8" PIPE THREAD

APPLICABLE TUBE	
TUBE MATERIAL:	COPPER, BRASS, IRON PIPE
THREAD SIZE:	1/8, 1/4, 3/8, 1/2, 3/4, 1

SPECIFICATIONS	
PRESSURE RANGE:	UP TO 1,000 PSI
TEMPERATURE RANGES:	-65° TO +250°F




All pipe fittings meet functional requirements of SAE J530 and SAE J531. Threads are made to Dryseal standards.

Pipe thread assembly guide (turns method) for Dryseal threads with pre-applied Vibra Seal

J

Straight Fittings

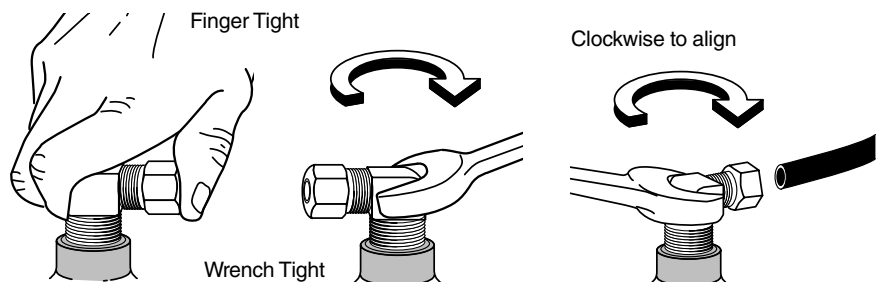
1. Tighten external thread into the internal thread.
1. Tighten an additional 2 revolutions with a wrench up to 1/2 in. male pipe thread. Above 1/2 in., 1 1/2 to 2 1/2 revolutions.

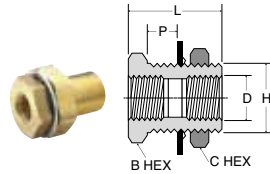


Elbow or Tee Fittings

2. Tighten external thread into the internal thread.
3. Tighten an additional 1 to 1 1/2 revolutions with a wrench.
4. Tighten fitting, Clockwise, to Align with Tubing (never counter clockwise).

Note: To minimize the possibility of a leaking threaded joint after assembling male to female pipe threads, neither end should be backed out (loosened) once the assembly has been made.

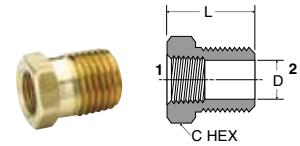




Anchor Coupling 207ACBH

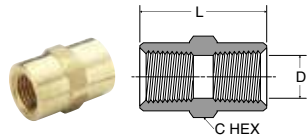
PART NO.	FEAMLE PIPE THREAD	STRAIGHT THREAD	MAX. BULK HEAD P	B HEX	C HEX	L	BLKHD HOLE DIA. H	FLOW DIA. D
207ACBH-2	1/8	5/8-18	.89	7/8	15/16	1.50	5/8	.339
207ACBHS-2	1/8	5/8-18	.35	7/8	15/16	.96	5/8	.339
207ACBH-4	1/4	3/4-16	.81	1	1-1/8	1.50	3/4	.441
207ACBHS-4	1/4	3/4-16	.26	1	1	.94	3/4	.441
207ACBH-6	3/8	1-14	.62	1-1/8	1-1/4	1.31	1	.571
207ACBH-8	1/2	1-1/8-14	.75	1-1/4	1-3/8	1.50	1-1/8	.703
207ACBH-12	3/4	1-5/16-12	.65	1-1/2	1-1/2	1.50	1-5/16	.906
207ACBH-16*	1	1-5/8-14	1.00	2	2	1.68	1-5/8	1.140

*Lock Washer not Available



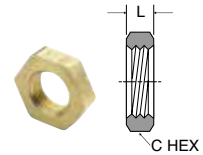
Bushing 209P

PART NO.	1 PIPE THREAD	2 PIPE THREAD	C HEX	L	FLOW DIA. D
209P-4-2	1/8	1/4	9/16	.75	.339
209P-6-2	1/8	3/8	11/16	.75	.339
209P-6-4	1/4	3/8	3/4	.75	.441
209P-8-2	1/8	1/2	7/8	1.00	.339
209P-8-4	1/4	1/2	7/8	1.00	.441
209P-8-6	3/8	1/2	7/8	1.00	.571
209P-12-2	1/8	3/4	1-1/8	1.00	.339
209P-12-4	1/4	3/4	1-1/8	1.00	.441
209P-12-6	3/8	3/4	1-1/8	1.00	.571
209P-12-8	1/2	3/4	1-1/8	1.00	.703
209P-16-8	1/2	1	1-3/8	1.31	.703
209P-16-12	3/4	1	1-3/8	1.31	.906



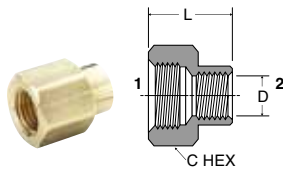
Coupling 207P

PART NO.	PIPE THREAD	C HEX	L	FLOW DIA. D
207P-2	1/8	9/16	.75	.339
207P-4	1/4	3/4	1.12	.441
207P-6	3/8	7/8	1.12	.571
207P-8	1/2	1-1/16	1.50	.703
207P-12	3/4	1-3/8	1.53	.906



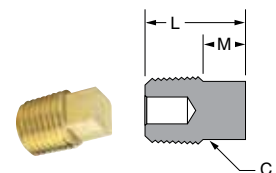
Lock Nut 210P

PART NO.	PIPE THREAD	C HEX	L
210P-2	1/8 NPSL	11/16	.19
210P-4	1/4 NPSL	7/8	.25
210P-6	3/8 NPSL	1	.25
210P-8	1/2 NPSL	1-1/8	.25



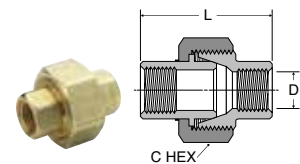
Reducer Coupling 208P

PART NO.	1 PIPE THREAD	2 PIPE THREAD	C HEX	L	FLOW DIA. D
208P-4-2	1/4	1/8	3/4	.97	.339
208P-6-4	3/8	1/4	7/8	1.16	.441
208P-8-4	1/2	1/4	1-1/16	1.28	.441
208P-8-6	1/2	3/8	1-1/16	1.38	.571
208P-12-6	3/4	3/8	1-3/8	1.32	.571
208P-12-8	3/4	1/2	1-3/8	1.50	.703



Square-Head Plug 211P

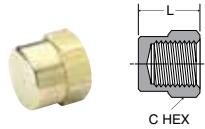
PART NO.	PIPE THREAD	C	L	M
211P-2	1/8	9/32	.59	.25
211P-4	1/4	3/8	.80	.29
211P-6	3/8	7/16	.83	.32
211P-8	1/2	9/16	1.07	.39
211P-12	3/4	5/8	1.14	.45



Union 212P

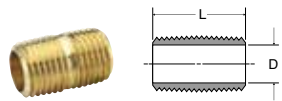
PART NO.	PIPE THREAD	C HEX	L	D
212P-4	1/4	1-3/16	1.54	.441
212P-6	3/8	1-1/4	1.76	.571

Cap 213P



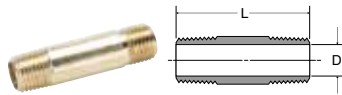
PART NO.	PIPE THREAD	C HEX	L
213P-2	1/8	9/16	.50
213P-4	1/4	11/16	.63
213P-6	3/8	13/16	.63
213P-8	1/2	1-1/16	.87
213P-12	3/4	1-1/4	.89

Close Nipple 215PN



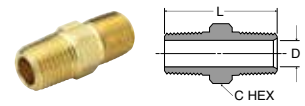
PART NO.	PIPE THREAD	L	FLOW DIA. D
215PN-2	1/8	.75	.281
215PN-4	1/4	.88	.375
215PN-6	3/8	1.00	.500
215PN-8	1/2	1.13	.625
215PN-12	3/4	1.31	.750

Long Nipple 215PNL



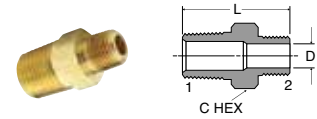
PART NO.	PIPE THREAD	L	FLOW DIA. D
215PNL-2-15	1/8	1-1/2	.250
215PNL-4-15	1/4	1-1/2	.375
215PNL-6-15	3/8	1-1/2	.500
215PNL-8-15	1/2	1-1/2	.625
215PNL-2-20	1/8	2	.250
215PNL-4-20	1/4	2	.375
215PNL-6-20	3/8	2	.500
215PNL-8-20	1/2	2	.625
215PNL-2-25	1/8	2-1/2	.250
215PNL-4-25	1/4	2-1/2	.375
215PNL-6-25	3/8	2-1/2	.500
215PNL-8-25	1/2	2-1/2	.625
215PNL-2-30	1/8	3	.250
215PNL-4-30	1/4	3	.375
215PNL-6-30	3/8	3	.500
215PNL-8-30	1/2	3	.625
215PNL-2-35	1/8	3-1/2	.250
215PNL-4-35	1/4	3-1/2	.375
215PNL-6-35	3/8	3-1/2	.500
215PNL-8-35	1/2	3-1/2	.625

Hex Nipple 216P



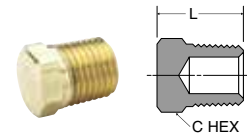
PART NO.	PIPE THREAD	C HEX	L	FLOW DIA. D
216P-2	1/8	7/16	.97	.220
216P-4	1/4	9/16	1.38	.314
216P-6	3/8	11/16	1.41	.440
216P-8	1/2	7/8	1.81	.564
216P-12	3/4	1-1/16	1.81	.752

Hex Nipple Reducers 216P



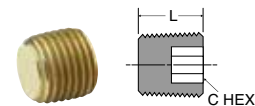
PART NO.	1 PIPE THREAD	2 PIPE THREAD	C HEX	L	FLOW DIA. D
216P-4-2	1/4	1/8	9/16	1.19	.220
216P-6-2	3/8	1/8	11/16	1.22	.220
216P-6-4	3/8	1/4	11/16	1.41	.314
216P-8-4	1/2	1/4	7/8	1.62	.314
216P-8-6	1/2	3/8	7/8	1.62	.440
216P-12-8	3/4	1/2	1-1/16	1.80	.564

Hex-Head Plug 218P



PART NO.	PIPE THREAD	C HEX	L
218P-2	1/8	7/16	.560
218P-4	1/4	9/16	.747
218P-6	3/8	11/16	.780
218P-8	1/2	7/8	.970
218P-12	3/4	1-1/16	1.054

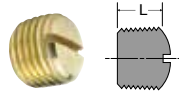
Countersunk Hex-Head Plug 219P



PART NO.	PIPE THREAD	C HEX	L
219P-2	1/8	3/16	.30
219P-4	1/4	1/4	.46
219P-6	3/8	5/16	.46
219P-8	1/2	3/8	.61
219P-12	3/4	9/16	.62

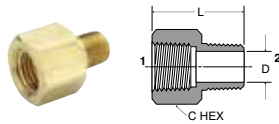
J

Slotted-Head Plug 220P



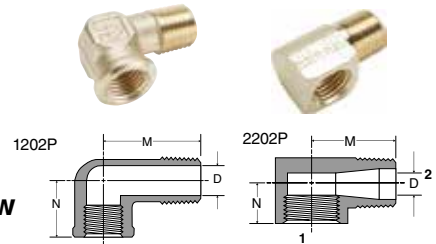
PART NO.	PIPE THREAD	L
220P-2	1/8	.31
220P-4	1/4	.42
220P-6	3/8	.43

Adapter 222P



PART NO.	1 PIPE THREAD	2 PIPE THREAD	C HEX	L	FLOW DIA. D
222P-2-2	1/8	1/8	9/16	.88	.220
222P-4-2	1/4	1/8	3/4	1.06	.220
222P-4-4	1/4	1/4	3/4	1.25	.314
222P-6-2	3/8	1/8	7/8	1.10	.220
222P-6-4	3/8	1/4	7/8	1.25	.314
222P-6-6	3/8	3/8	7/8	1.25	.440
222P-8-4	1/2	1/4	1	1.47	.314
222P-8-6	1/2	3/8	1-1/16	1.47	.440
222P-8-8	1/2	1/2	1-1/16	1.66	.564
222P-12-6	3/4	3/8	1-3/8	1.50	.440
222P-12-8	3/4	1/2	1-3/8	1.69	.564
222P-12-12	3/4	3/4	1-3/8	1.69	.752

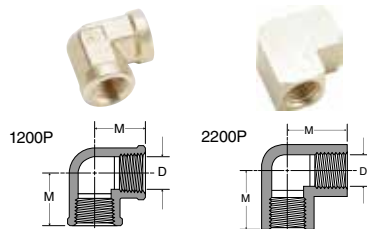
90° Street Elbow 1202P-2202P



PART NO.	1 PIPE THREAD	2 PIPE THREAD	M	N	FLOW DIA. D
1202P-2-2	1/8	1/8	.81	.56	.22
2202P-2-2	1/8	1/8	.62	.48	.22
2202PA-2-2*	1/8	1/8	.66	.48	.22
2202P-4-2	1/4	1/8	.72	.45	.23
1202P-4-4	1/4	1/4	1.08	.69	.31
2202P-4-4	1/4	1/4	.91	.45	.34
2202PA-4-4*	1/4	1/4	.91	.72	.31
2202P-4-6	1/4	3/8	.97	.78	.43
1202P-6-4	3/8	1/4	1.25	.78	.31
1202P-6-6	3/8	3/8	1.25	.78	.42
2202P-6-6	3/8	3/8	.98	.54	.41
2202PA-6-6*	3/8	3/8	.97	.78	.43
1202P-6-8	3/8	1/2	1.53	1.01	.56
1202P-8-6	1/2	3/8	1.25	.97	.42
2202P-8-8	1/2	1/2	1.25	1.03	.56
2202P-12-8	3/4	1/2	1.39	1.10	.56
2202P-12-12	3/4	3/4	1.39	1.10	.75

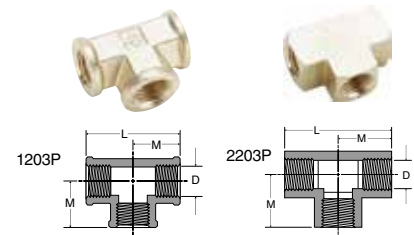
*Meets SAE Dimensions

90° Union Elbow 1200P-2200P

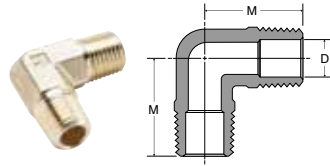


PART NO.	PIPE THREAD	M	FLOW DIA. D
1200P-2-2	1/8	.56	.329
2200P-2-2	1/8	.55	.339
1200P-4-4	1/4	.81	.441
2200P-4-4	1/4	.78	.441
1200P-6-6	3/8	.84	.571
2200P-6-6	3/8	.84	.571
2200P-8-8	1/2	1.07	.703

Union Tee 1203P-2203P




PART NO.	PIPE THREAD	L	M	FLOW DIA. D
1203P-2	1/8	1.12	.56	.339
2203P-2	1/8	1.06	.53	.339
1203P-4	1/4	1.38	.69	.441
2203P-4	1/4	1.52	.76	.441
2203P-6	3/8	1.68	.84	.571
1203P-8	1/2	2.14	1.07	.703
2203P-8	1/2	2.14	1.07	.703
2203P-12	3/4	2.28	1.14	.906



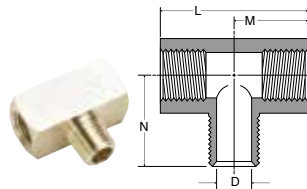
Male Elbow 1204P

PART NO.	PIPE THREAD	M	FLOW DIA. D
1204P-2	1/8	.71	.220
1204P-4	1/4	1.09	.312
1204P-6	3/8	1.09	.408
1204P-8	1/2	1.41	.502



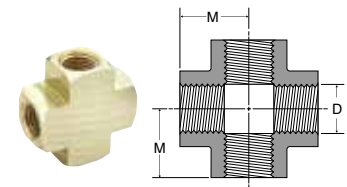
**45° Female Elbow
1201P-2201P**

PART NO.	PIPE THREAD	M	FLOW DIA. D
2201P-2-2	1/8	.43	.339
1201P-8-8	1/2	.89	.703



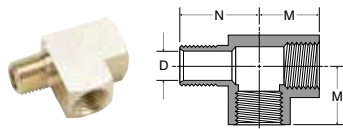
Male Branch Tee 2224P

PART NO.	PIPE THREAD	L	M	N	FLOW DIA. D
2224P-2	1/8	1.06	.53	.66	.220
2224P-4	1/4	1.52	.76	.91	.314
2224P-6	3/8	1.68	.84	.97	.440
2224P-8	1/2	2.18	1.09	1.25	.564
2224P-12	3/4	2.32	1.16	1.38	.752



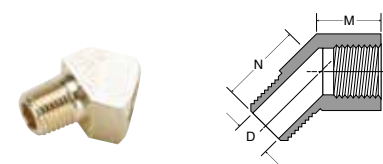
Cross 2205P

PART NO.	PIPE THREAD	M	FLOW DIA. D
2205P-2	1/8	.53	.339
2205P-4	1/4	.75	.441
2205P-6	3/8	.81	.571
2205P-8	1/2	1.07	.703
2205P-12	3/4	1.14	.906



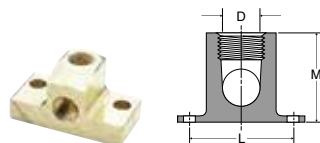
Street Tee 2225P

PART NO.	PIPE THREAD	M	N	DIA. D
2225P-2	1/8	.53	.66	.220
2225P-4	1/4	.76	.91	.314
2225P-6	3/8	.84	.98	.440
2225P-8	1/2	1.07	1.26	.564
2225P-12	3/4	1.14	1.38	.752



**45° Street Elbow
2214P**

PART NO.	PIPE THREAD	M	N	FLOW DIA. D
2214P-2-2	1/8	.38	.50	.220
2214P-4-4	1/4	.54	.70	.314
2214P-6-6	3/8	.56	.78	.440
2214P-8-8	1/2	.73	1.00	.564



**Drop-ear 90° Elbow
2200PDE**

PART NO.	PIPE THREAD	L	M	FLOW DIA. D
2200PDE-2	1/8	1.38	1.00	.339

J



Brass Metric Adapters

MATERIALS OF CONSTRUCTION	
ADAPTERS:	BRASS

APPLICABLE TUBE	
TUBE MATERIAL:	COPPER, BRASS, IRON PIPE
NPT:	1/8, 1/4, 3/8, 1/2
BSPT:	1/8, 1/4, 3/8, 1/2, 3/4, 1
BSPP:	1/8, 1/4, 3/8, 1/2, 3/4, 1


SPECIFICATIONS	
PRESSURE RANGE:	UP TO 1,000 PSI
TEMPERATURE RANGES:	-65° TO +250°F



A comprehensive range of adapters for NPT, BSPT and BSPP pipe threads. Produced in both forgings and extrusions. Parker brass adapters are produced from forgings and extrusions to meet exacting requirements. The hot forging process increases the density of the material, refines the grain structure and improves material strength.

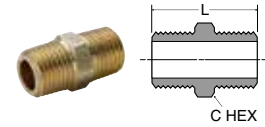


CD43 90° Elbow Male-Female BSPT-BSPP



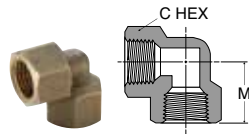
PART NO.	BSPT 1	BSPP 2	C HEX	M	N
1/8CD43B	1/8	1/8	14	14	20
1/4CD43B	1/4	1/4	17	18	25
3/8CD43B	3/8	3/8	22	19	29
1/2CD43B	1/2	1/2	27	24	37

FF33 Pipe Nipples BSPT




PART NO.	BSPT	C HEX	L
1/8FF33B	1/8	10	19
1/4FF33B	1/4	14	27
3/8FF33B	3/8	17	28
1/2FF33B	1/2	22	36
3/4FF33B	3/4	27	40
1FF33B	1	36	46

DD44 Pipe 90° Elbow BSPP



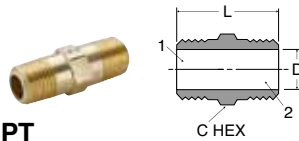
PART NO.	BSPP	C HEX	M
1/8DD44B	1/8	14	15
1/4DD44B	1/4	17	18
3/8DD44B	3/8	22	22
1/2DD44B	1/2	27	29

FF33 Unequal Pipe Nipples BSPT



PART NO.	BSPT 1	BSPT 2	C HEX	L
1/8X1/4FF33B	1/8	1/4	14	23
1/8X3/8FF33B	1/8	3/8	17	24
1/8X1/2FF33B	1/8	1/2	22	28
1/4X3/8FF33B	1/4	3/8	17	28
1/4X1/2FF33B	1/4	1/2	22	31
3/8X1/2FF33B	3/8	1/2	22	32
3/8X3/4FF33B	3/8	3/4	27	35
1/2X3/4FF33B	1/2	3/4	27	38
3/4X1FF33B	3/4	1	36	43

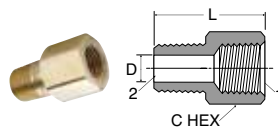
F3HF Hex Nipple NPTF BSPT



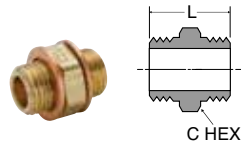
PART NO.	NPTF 1	BSPT 2	C HEX	L	FLOW D
1/8F3HF-B	1/8	1/8	7/16	1.07	.22
1/4F3HF-B	1/4	1/4	9/16	1.58	.31
3/8F3HF-B	3/8	3/8	11/16	1.61	.44
1/2F3HF-B	1/2	1/2	7/8	2.01	.56

J

F3HG Adapter NPTF Male BSPT

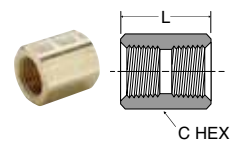


PART NO.	NPTF 1	BSPT 2	C HEX	L	FLOW D
1/8F3HG-B	1/8	1/8	9/16	0.93	.22
1/4F3HG-B	1/4	1/4	3/4	1.35	.31
3/8F3HG-B	3/8	3/8	7/8	1.35	.44
1/2F3HG-B	1/2	1/2	1-1/16	1.76	.56



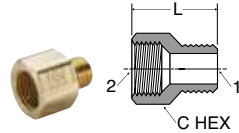
FF44 Pipe Nipples BSPP

PART NO.	BSPP	C HEX	L
1/8FF44B	1/8	14	19
1/4FF44B	1/4	17	22
3/8FF44B	3/8	22	24
1/2FF44B	1/2	27	31



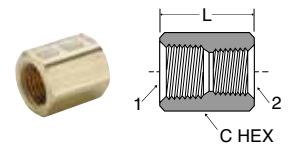
GG44 Pipe Connector BSPP

PART NO.	BSPP	C HEX	L
1/8GG44B	1/8	14	16
1/4GG44B	1/4	17	20
3/8GG44B	3/8	22	24
1/2GG44B	1/2	27	28
3/4GG44B	3/4	32	32
1GG44B	1	41	36



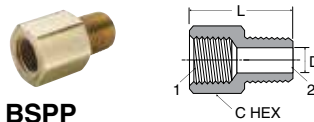
FG43 Reducing Connector Female-Male BSPP-BSPT

PART NO.	BSPT 1	BSPP 2	C HEX	L
1/4X1/8FG43B	1/8	1/4	17	23
3/8X1/8FG43B	1/8	3/8	22	25
3/8X1/4FG43B	1/4	3/8	22	28
1/2X1/8FG43B	1/8	1/2	27	29
1/2X1/4FG43B	1/4	1/2	27	32
1/2X3/8FG43B	3/8	1/2	27	31
3/4X1/2FG43B	1/2	3/4	32	39
1X3/4FG43B	3/4	1	41	38



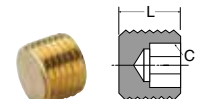
GG44 Unequal Pipe Connector BSPP

PART NO.	BSPP 1	BSPP 2	C HEX	L
1/8X1/4GG44B	1/8	1/4	17	18
1/8X3/8GG44B	1/8	3/8	22	20
1/8X1/2GG44B	1/8	1/2	27	22
1/4X3/8GG44B	1/4	3/8	22	22
1/4X1/2GG44B	1/4	1/2	27	24
3/8X1/2GG44B	3/8	1/2	17	26



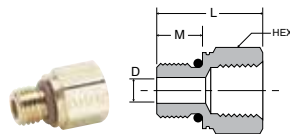
FHG4 Adapter Male NPTF BSPP

PART NO.	BSPP 1	NPTF 2	C HEX	L	FLOW D
1/8FHG4-B	1/8	1/8	0.562	0.87	.22
1/4FHG4-B	1/4	1/4	0.750	1.33	.31
3/8FHG4-B	3/8	3/8	0.875	1.44	.44
1/2FHG4-B	1/2	1/2	1.062	1.74	.56



HHP3 Hollow Hex Head Plug BSPT

PART NO.	BSPT	C HEX	L
1/8HHP3B	1/8	5	8
1/4HHP3B	1/4	6	10
3/8HHP3B	3/8	8	11
1/2HHP3B	1/2	10	13



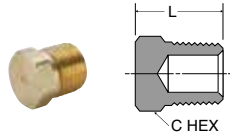
Pipe to Metric Adaptor 222P-X-MIX

PART NUMBER	NPTF	METRIC THREAD	HEX	L	M	D
222P-2-MI10	1/8-27	M10 X 1.0	9/16	.75	.34	.18
222P-2-MI14	1/8-27	M14 X 1.5	3/4	.91	.43	.30
222P-4-MI12	1/4-18	M12 X 1.5	11/16	1.09	.43	.24
222P-6-MI16	3/8-18	M16 X 1.5	7/8	1.10	.45	.35
222P-6-MI22	3/8-18	M22 X 1.5	1 1/16	1.05	.37	.47
222P-8-MI27	1/2-14	M27 X 2.0	1 1/4	1.32	.63	.60

Note: Fluorocarbon o-ring is standard

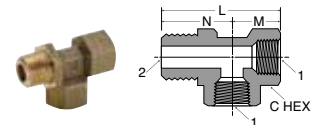


HP3 Hex Plug BSPT



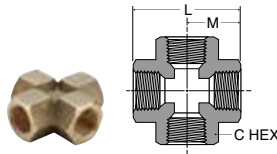
PART NO.	BSPT	C HEX	L
1/8HP3B	1/8	10	12
1/4HP3B	1/4	14	16
3/8HP3B	3/8	17	17
1/2HP3B	1/2	22	21
3/4HP3B	3/4	27	24
1HP3B	1	36	27

MRO434 Run Tee Female-Female-Male BSPP-BSPP-BSPT



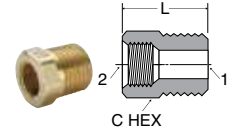
PART NO.	BSPP 1	BSPT 2	C HEX	L	M	N
1/8MRO434B	1/8	1/8	14	32	15	17
1/4MRO434B	1/4	1/4	17	40	18	22
3/8MRO434B	3/8	3/8	24	49	24	25
1/2MRO434B	1/2	1/2	30	63	31	32

KMMOO4 Pipe Cross BSPP



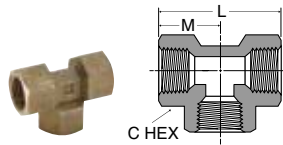
PART NO.	BSPP	C HEX	L	M
1/4KMMOO4B	1/4	17	36	18.0
3/8KMMOO4B	3/8	22	44	22.0
1/2KMMOO4B	1/2	27	58	29.0

PTR34 Pipe Thread Reducer Male-Female BSPT-BSPP



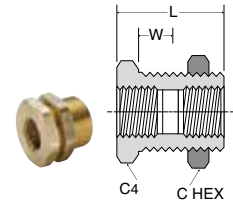
PART NO.	BSPT 1	BSPP 2	C HEX	L
1/4X1/8PTR34B	1/4	1/8	14	16
3/8X1/8PTR34B	3/8	1/8	17	17
3/8X1/4PTR34B	3/8	1/4	17	17
1/2X1/8PTR34B	1/2	1/8	22	22
1/2X1/4PTR34B	1/2	1/4	22	22
1/2X3/8PTR34B	1/2	3/8	22	22
3/4X3/8PTR34B	3/4	3/8	27	23
3/4X1/2PTR34B	3/4	1/2	27	23
1X1/2PTR34B	1	1/2	36	27
1X3/4PTR34B	1	3/4	36	27

MMO444 Pipe Tee BSPP



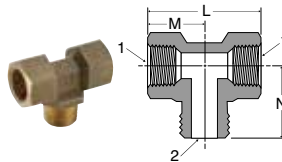
PART NO.	BSPP	C HEX	L	M
1/8MMO444B	1/8	14	29	14.5
1/4MMO444B	1/4	17	36	18.0
3/8MMO444B	3/8	22	44	22.0
1/2MMO444B	1/2	27	58	29.0
3/4MMO444B	3/4	32	62	31.0

WGG44 Bulkhead Female Union BSPP



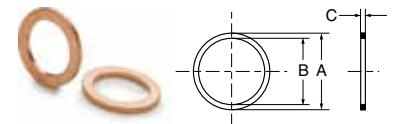
PART NO.	BSPP	STRAIGHT THREAD	C HEX	C4	L	W
1/8WGG44B	1/8	M16X1.5	19	22	21.5	12
1/4WGG44B	1/4	M20X1.5	24	24	22.0	12
3/8WGG44B	3/8	M23X1.5	27	27	24.0	12
1/2WGG44B	1/2	M27X1.5	32	32	28.0	14
3/4WGG44B	3/4	M34X1.5	41	41	31.0	13
1WGG44B	1	M45X2	55	55	36.0	12

MMS443 Branch Tee Female-Male-Female BSPP-BSPT-BSPP



PART NO.	BSPP 1	BSPT 2	L	M	N
1/8MMS443B	1/8	1/8	29	14.5	17
1/4MMS443B	1/4	1/4	36	18.0	22
3/8MMS443B	3/8	3/8	48	24.0	25
1/2MMS443B	1/2	1/2	62	31.0	32

112 Copper Rings for BSPP



PART NO.	BSPP	A	B	C
112-5-10	1/8	16.0	9.9	1.5
112-8-13	1/4	19.0	13.5	1.5
112-12-17	3/8	24.0	16.9	1.5
112-15-21	1/2	27.0	21.2	2.0

J



ISO Port Adapters

MATERIALS OF CONSTRUCTION	
ADAPTERS:	BRASS
O-RING:	FLUOROCARBON

NOMENCLATURE	
EXAMPLE: 159F-10MI-27	ATTRIBUTE:
1	FORGING
59	45° MALE ELBOW
F	45° FLARE
10	5/8 TUBE SIZE
MI	METRIC ISO PORT
27	27 MM PORT THREAD

APPLICABLE TUBE	
TUBE MATERIAL:	COPPER, BRASS, J844 TYPE A & B NYLON TUBING

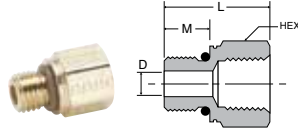
PRESSURE AND TEMPERATURE RANGE	
NOTE:	DEPENDENT ON TUBING OR HOSE END CONNECTION



Adapters meet dimensional requirements of ISO 6149-3 and SAE 2244-3 end configurations include NPTF, flare, hose barb and NTA.



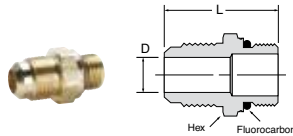
**Pipe to Metric Adaptor
222P-X-MIX**



PART NUMBER	NPTF	METRIC THREAD	HEX	L	M	D
222P-2-MI10	1/8-27	M10 X 1.0	9/16	.75	.34	.18
222P-2-MI14	1/8-27	M14 X 1.5	3/4	.91	.43	.30
222P-4-MI12	1/4-18	M12 X 1.5	11/16	1.09	.43	.24
222P-4-MI14	1/4-18	M14 X 1.5	3/4	1.09	.43	.30
222P-6-MI16	3/8-18	M16 X 1.5	7/8	1.16	.45	.35
222P-6-MI22	3/8-18	M22 X 1.5	1 1/16	1.05	.51	.47
222P-8-MI27	1/2-14	M27 X 2.0	1 1/4	1.32	.63	.60

Note: Fluorocarbon o-ring is standard
For working pressure and Temperature see Metric Adapters Section

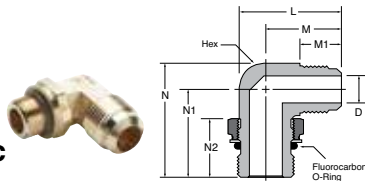
**Flare to Metric Adaptor
48F-X-MIX**



PART NUMBER	TUBE SIZE	METRIC THREAD	HEX	L	D
48F-8-MI16	1/2	M16 X 1.5	7/8	1.60	.35
48F-10-MI27	5/8	M27 X 2.0	1 1/4	1.87	.50
48F-12-MI27	3/4	M27 X 2.0	1 1/4	1.99	.63

Note: Fluorocarbon o-ring is standard
For working pressure and Temperature see SAE Flare Section

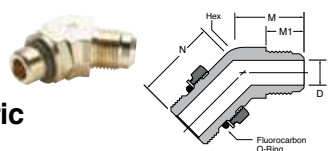
**Flare Elbow to Metric
Adaptor 149F-X-MIX**



PART NUMBER	TUBE SIZE	METRIC THREAD	HEX	L	M	M1	N	N1	N2	D
149F-10-MI27	5/8	M27 X 2.0	7/8	1.95	1.46	.88	2.12	1.63	1.09	.50

Note: Fluorocarbon o-ring is standard
For working pressure and Temperature see SAE Flare Section

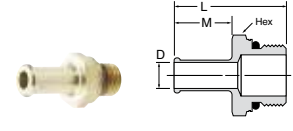
**45° Flare Elbow to Metric
Adaptor 159F-X-MIX**



PART NUMBER	TUBE SIZE	METRIC THREAD	HEX	M	M1	N	D
159F-8-MI16	1/2	M16 X 1.5	13/16	1.10	.75	1.16	.36
159F-10-MI27	5/8	M27 X 2.0	1 1/8	1.21	.88	1.50	.50

Note: Fluorocarbon o-ring is standard
For working pressure and Temperature see SAE Flare Section

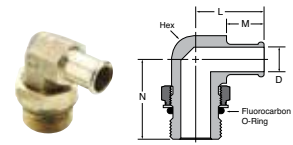
**Hose Barb to Metric
Adaptor 68HB-X-MIX**



PART NUMBER	TUBE SIZE	METRIC THREAD	HEX	L	M	D
68HB-6-MI12	3/8	M12 X 1.5	11/16	1.50	.78	.24
68HB-6-MI14	3/8	M14 1.5	3/4	1.51	.78	.30
68HB-8-MI12	1/2	M12 X 1.5	11/16	1.50	.78	.24
68HB-10-MI27	5/8	M27 X 2.0	1 1/4	1.77	.78	.50

Note: Fluorocarbon o-ring is standard
For working pressure and Temperature see Hose Barb Section

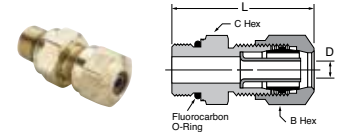
**Beaded Elbow to Metric
Adaptor 169HB-X-MIX**



PART NUMBER	HOSE SIZE	METRIC THREAD	HEX	L	M	N	D
169HB-10-MI27	5/8	M27 X 2.0	7/8	1.41	.78	1.63	.50
169HB-16-MI27	1	M27 X 2.0	1	1.67	.97	1.68	.71

Note: Fluorocarbon o-ring is standard
For working pressure and Temperature see Hose Barb Section

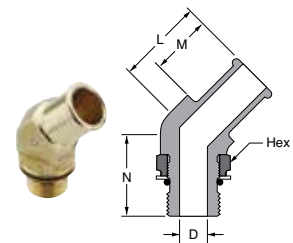
**NTA to Metric Adaptor
68NTA-X-MIX**



PART NUMBER	TUBE SIZE	METRIC THREAD	B HEX	C HEX	L	D
68NTA-4-MI10	1/4	M10 X 1.0	9/16	9/16	1.33	.140

Note: Fluorocarbon o-ring is standard
For working pressure and Temperature see Air Brake-NTA Section

**Beaded Hose Barb 45°
Elbow to Metric Thread
179HB-X-MIX**



PART NUMBER	HOSE SIZE	METRIC THREAD	HEX	L	M	N	D
179HB-12-MI18	3/4	M18 X 1.5	13/16	1.15	.78	1.16	.44
179HB-16-MI27	1	M27 X 2.0	1 1/16	1.51	.97	1.71	.71

Note: Fluorocarbon o-ring is standard

J



Garden Hose Fittings

MATERIALS OF CONSTRUCTION	
FITTINGS:	BRASS
WASHER:	RUBBER

NOMENCLATURE	
EXAMPLE: 50GHSV-6-12	ATTRIBUTE:
50	FLARE TO FEMALE HOSE
GH	GARDEN HOSE
SV	SWIVEL CONNECTOR
6	3/8" TUBE O.D.
12	3/4" HOSE THREAD

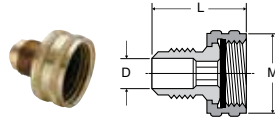
SPECIFICATIONS	
PRESSURE RANGE:	UP TO 150 PSI
TEMPERATURE RANGE:	+35°F TO +100°F AT 75 PSI
NOTE:	90GH IS INTENDED FOR USE WITH THE 97HC HOSE CLAMP OR CRIMPED FERRULE ALL FEMALE CONNECTOR ENDS SHOULD HAVE A RUBBER WASHER (901GH-12) INSERTED PRIOR TO USAGE.



Connect garden hose to other garden hose, to pipe, or to tubing with these solid brass fittings. Hose-end threads are 3/4" garden hose thread. Swivel connectors allow hose to twist without kinking.

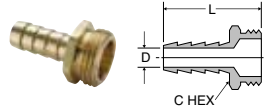


Swivel Connector SAE Flare to Female Hose Thread 50GHSV



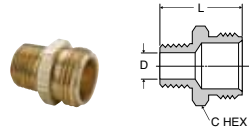
PART NO.	TUBE SIZE	HOSE THREAD	L	M	FLOW DIA. D
50GHSV-6-12	3/8	3/4	1.25	1.15	.297
50GHSV-8-12	1/2	3/4	1.34	1.15	.406

Hose Barb to Male Hose Thread 53GH, 54GH & 55GH



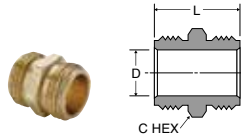
PART NO.	I.D. HOSE SIZE	HOSE THREAD	C HEX	L	FLOW DIA. D
53GH-8-12	1/2	3/4	1-1/16	1.88	.375
54GH-10-12	5/8	3/4	1-1/16	1.88	.500
55GH-12-12	3/4	3/4	1-1/16	1.88	.625

Male Hose to Male Pipe 69GH, 70GH, 71GH



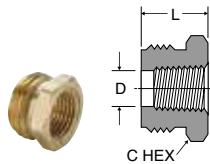
PART NO.	HOSE THREAD	PIPE THREAD	C HEX	L	FLOW DIA. D
69GH-12-4	3/4	1/4	1-1/16	1.25	.410
69GH-12-6	3/4	3/8	1-1/16	1.25	.406
70GH-12-8	3/4	1/2	1-1/16	1.39	.531
71GH-12-12	3/4	3/4	1-1/16	1.41	.750

Male Hose to Male Hose 75GH



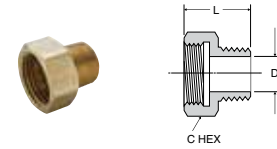
PART NO.	HOSE THREAD	C HEX	L	FLOW DIA. D
75GH-12	3/4	1-1/16	1.25	.750

Male Hose to Female Pipe 78GH, 79GH, 80GH & 81GH



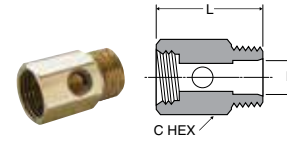
PART NO.	HOSE THREAD	PIPE THREAD	C HEX	L	FLOW DIA. D
78GH-12-4	3/4	1/4	1-1/16	.75	.422
79GH-12-6	3/4	3/8	1-1/16	.75	.562
80GH-12-8	3/4	1/2	1-1/16	.75	.687
81GH-12-12	3/4	3/4	1-3/16	1.28	.719

Female Hose to Male Pipe 82GH & 83GH



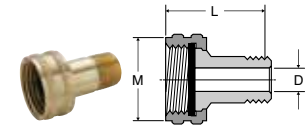
PART NO.	HOSE THREAD	PIPE THREAD	C HEX	L	FLOW DIA. D
82GH-12-8	3/4	1/2	1-3/16	1.20	.562
83GH-12-12	3/4	3/4	1-3/16	1.22	.750

Special Filter Adapter 84GH



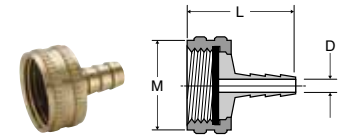
PART NO.	HOSE THREAD	PIPE THREAD	C HEX	L	FLOW DIA. D
84GH-8-8	1/2	1/2	15/16	1.53	.530

Swivel Connector Female Garden Hose to Male Pipe 88GH



PART NO.	HOSE THREAD	PIPE THREAD	L	M	FLOW DIA. D
88GH-12-4	3/4	1/4	1.69	1.15	.312
88GH-12-6	3/4	3/8	1.69	1.15	.406

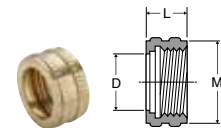
Swivel Connector Female Garden Hose to Hose Barb 90GH



PART NO.	HOSE THREAD	I.D. HOSE SIZE	L	M	FLOW DIA. D
90GH-12-3	3/4	3/16	1.29	1.15	.125
90GH-12-4	3/4	1/4	1.21	1.15	.187
90GH-12-6	3/4	3/8	1.21	1.15	.281
90GH-12-8	3/4	1/2	1.21	1.15	.375
90GH-12-10*	3/4	5/8	1.93	1.19	.500
90GH-12-12*	3/4	3/4	1.93	1.19	.625

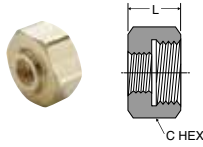
*Denotes hex body

Knurled Hose Nut 94GH



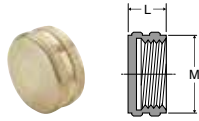
PART NO.	HOSE THREAD	L	M	FLOW DIA. D
94GH-12	3/4	.57	1.15	.808

J



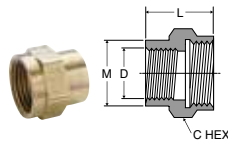
Hose Nut Reducer 95GH

PART NO.	HOSE THREAD	PIPE THREAD	C HEX	L
95GH-12-2	3/4	1/8	1-1/8	.63



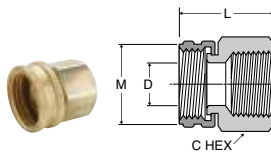
Hose Cap Nut 96GH

PART NO.	HOSE THREAD	L	M
96GH-12	3/4	.50	1.15



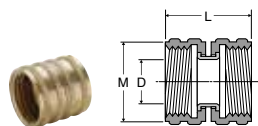
Female Hose to Female Pipe 98GH & 99GH

PART NO.	HOSE THREAD	PIPE THREAD	C HEX	L	M	FLOW DIA.D
98GH-12-8	3/4	1/2	1-3/16	1.14	1.01	.687
99GH-12-12	3/4	3/4	1-3/16	1.25	1.17	.750



Swivel Connector Female Hose to Female Pipe 98GHSV & 99GHSV

PART NO.	HOSE THREAD	PIPE THREAD	C HEX	L	M	FLOW DIA.D
98GHSV-12-8	3/4	1/2	1	1.27	1.21	.687
99GHSV-12-12	3/4	3/4	1-3/16	1.34	1.21	.687



Swivel Nut Connector 101GHSV

PART NO.	HOSE THREAD	L	M	FLOW DIA.D
101GHSV-12	3/4	1.25	1.15	.625



Rubber Garden Hose Coupling Washer 901GH

PART NO.	HOSE THREAD
901GH-12	3/4

NOTE: All female connector ends should have this rubber washer

Hydraulic Quick Couplings/ High Flow Couplings

Applications

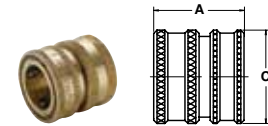
Parker Water Service Couplings are used anywhere water hoses are connected and disconnected frequently. They are used on a wide variety of applications including garden hoses, wash down systems, and mobile water tank lines. The unvalved design permits maximum flow with minimum pressure drop.

Features

- Brass and stainless steel construction for heavy duty service.
- Durable 4-ball locking mechanism for secure connections.
- Quality, temperature-resistant nitrile seals for a leak-free service life.

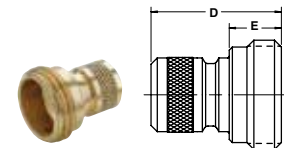
Specifications

- Body Size 3/4"
- Rated Pressure (PSI) 200
- Rated Flow (GPM) 28
- Temperature Range (std seals) -40°F to +250°F



High Flow Coupler 1163-60-BPD

PART NO.	BODY SIZE	THREAD SIZE NH	A	C
1163-60-BPD	3/4	3/4-11 1/2	1.12	1.21



High Flow Nipple 1163-61-BPD

PART NO.	BODY SIZE	THREAD SIZE NH	D	E
1163-61-BPD	3/4	3/4-11 1/2	1.25	.5



